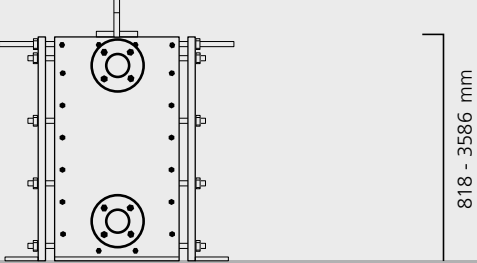
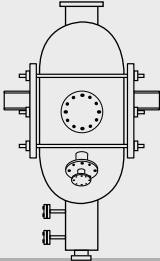
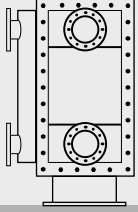
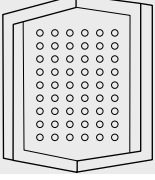


Fully-welded plate heat exchangers

Type	Conn. size	dimensions	
		Height*	Width*
GEABloc BT20 - BT120			
BT20	150	318	318
BT30	250	397	397
BT40	300	507	507
BT50	350	615	615
BT75	600	914	914
BT120	900	1500	1500
			
GEAFlex			
<p>Exact dimensional data cannot be given here as process conditions and configuration influence the dimensions of the plate heat exchanger. Further details on request.</p>			
			
GEABox			
<p>Exact dimensional data cannot be given here as process conditions and configuration influence the dimensions of the plate heat exchanger. Further details on request.</p>			
			
REKULUVO/REKUGAVO			
<p>Exact dimensional data cannot be given here as process conditions and configuration influence the dimensions of the plate heat exchanger. Further details on request.</p>			
			

* in mm / drawings not to scale